


# SASKATCHEWAN SAFETY COUNCIL

*Creating a Province of Safety Excellence*



## Make Safe Choices For Your Family



Saskatchewan Safety Council

445 Hoffer Drive

Regina, SK S4N 6E2

Call: 306 757-3197

Or visit us online at: [www.sasksafety.org](http://www.sasksafety.org)



*Working Together to Achieve a Safe Saskatchewan*

# IS YOUR HOUSE READY FOR AN EMERGENCY?



Families must prepare for emergencies and know how to get help.

**BE PREPARED!** Fill out this page and put it on the refrigerator.

## In An Emergency Call 911

### OTHER EMERGENCY NUMBERS:

Poison Control: \_\_\_\_\_

Electric/Gas Company: \_\_\_\_\_

Neighbour (Name/Phone#): \_\_\_\_\_

Relative (Name/Phone#): \_\_\_\_\_

### YOUR HOUSE ADDRESS:

\_\_\_\_\_

\_\_\_\_\_

Always remember to tell the dispatcher your name and phone number:

Name: \_\_\_\_\_ Phone Number: \_\_\_\_\_

**\*DO NOT HANG UP THE TELEPHONE UNTIL THE DISPATCHER TELLS YOU TO\***

# Safety Word Search

F X U H U P O A J S B U K E J J  
E W P K Y T E A M W O R K Z T S  
N C O D T Y R E T A W U G E N E  
I C I K I S K R J V Y O M Q E I  
L O S X C L Q E C F S W T U V R  
R R O G I I U S C J E T H I E U  
E R N M R P R P F C N T E P R J  
W O I R T S E E F H I I L M P N  
O S F U C P G C N E L Y B E U I  
P I Q B E T N T Q M O J A N G K  
E V E L L R A Z R I P T M T D B  
K E E J E L D D J C M J M R O C  
E M E R G E N C Y A A N A J W T  
Y X F A L L A M Y L R V L J Z Q  
S E H C T A M C G S T Q F Z K X  
T Y X J I W U Q J I T V U M R J

CHEMICALS CORROSIVE DANGER ELECTRICITY


EMERGENCY EQUIPMENT FALL FLAMMABLE INJURIES

MATCHES POISON POWERLINE PREVENT RESPECT

SLIP TEAMWORK TRAMOLINE WATER



# Safety Crossword Puzzle



## ACROSS

- 2 SOMETHING YOU NEVER DO IN UNKNOWN OR SHALLOW WATERS.
- 3 YOU SHOULD DO THIS WHEN CROSSING THE STREET.
- 5 SOMETHING YOU WEAR ON YOUR HEAD WHEN BIKING.
- 7 SOMETHING YOU BUCKLE WHEN YOU GET INTO A VEHICLE.
- 10 THE NUMBER OF PEOPLE ALLOWED ON A TRAMPOLINE AT A TIME.
- 11 TWO WHITE LINES PAINTED ON THE STREET FROM ONE SIDE TO THE OTHER.
- 12 WHAT KIND OF SIGN IS RED AND EIGHT SIDED?
- 13 SOMETHING YOU LEARN BEFORE YOU PLAY A SPORT.

## DOWN

- 1 WHEN CROSSING THE STREET YOU SHOULD LOOK BOTH WAYS STARTING WITH WHICH DIRECTION?
- 4 YOU SHOULD WEAR THESE ON YOUR LEGS WHEN IN-LINE SKATING.
- 6 THESE SHOULD BE STORED IN A SAFE PLACE TO PREVENT FIRES.
- 8 SOMETHING YOU DO WHEN YOU GET INTO A VEHICLE.
- 9 THE PERSON YOU LISTEN TO WHEN PLAYING A SPORT.

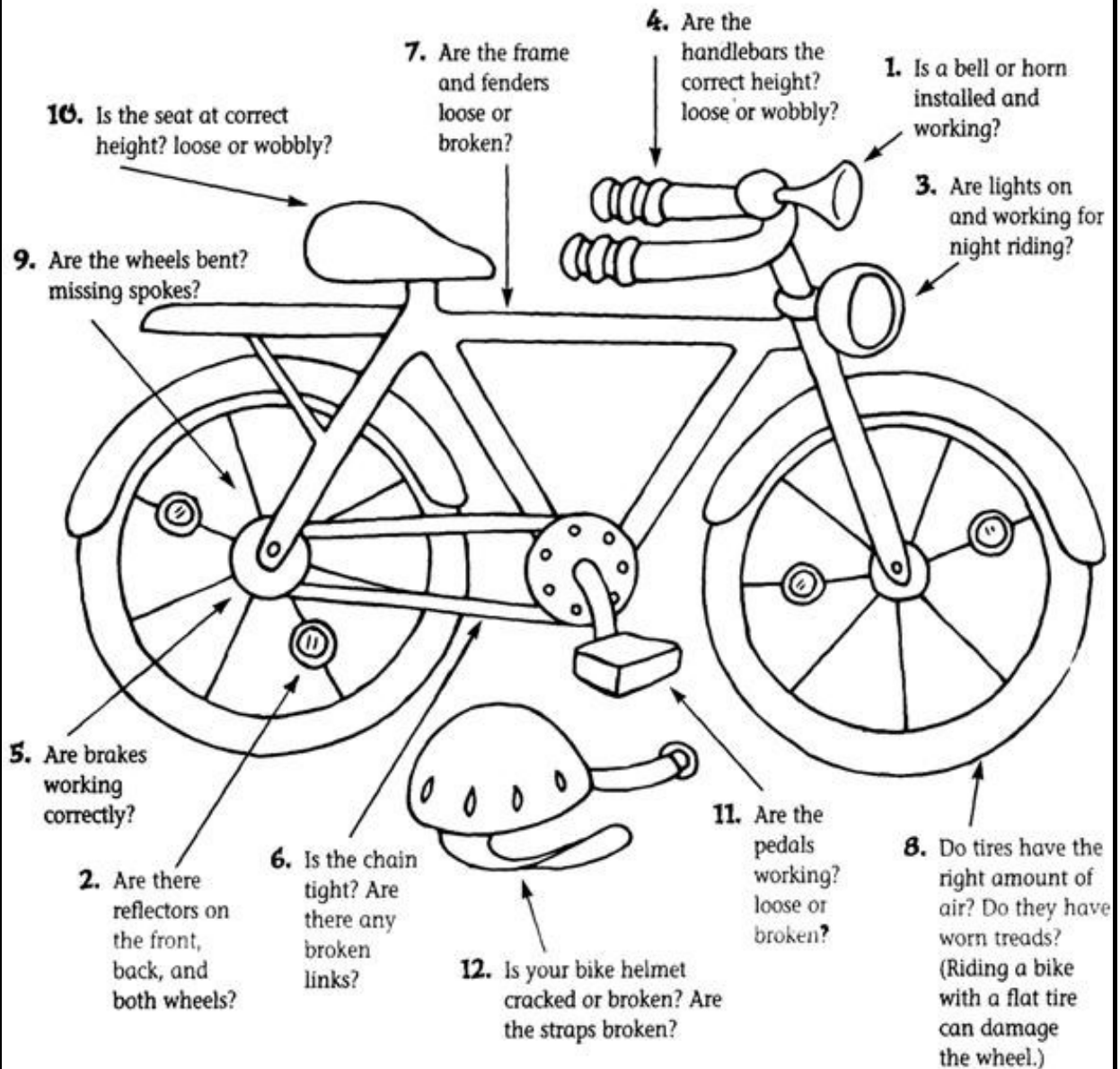
Across: 2. dive 3. walk 5. helmet 7. seatbelt 10. one 11. crosswalk 12. stop 13. rules Down: 1. left 4. kneepads 6. matches 8. buckleup 9. coach



# SAFE BICYCLE MAINTENANCE

If you are old enough to ride a bicycle, you are old enough to check that your bike is working properly. Riding a bike that needs repair can be dangerous. Some problems need to be fixed at a bicycle repair shop, others can be done by an adult at home. Keep this checklist handy and use it to inspect your bike for problems every week or two. If your bike needs repair, don't ride it until it can be fixed.

## BICYCLE INSPECTION CHECKLIST



# Electrical Safety in Your Home

Take this home to complete with your parent or guardian.  
Keep working at it until you answer yes to all the questions!

Are all electrical cords out of the reach and sight of children and pets?

YES ☐ NO ☐

Do any of your electrical outlets have loose-fitting plugs?

YES ☐ NO ☐

Are all electrical cords in good condition (no fraying or cracking)?

YES ☐ NO ☐

Do you know that electrical cords should never be placed under carpets or rugs ?

YES ☐ NO ☐

Do you avoid overloading electrical outlets with too many appliances?

YES ☐ NO ☐

Do you know that electric powered lawn mowers should never be used on wet grass?




YES ☐ NO ☐

Are your appliances located a safe distance from water sources?

YES ☐ NO ☐


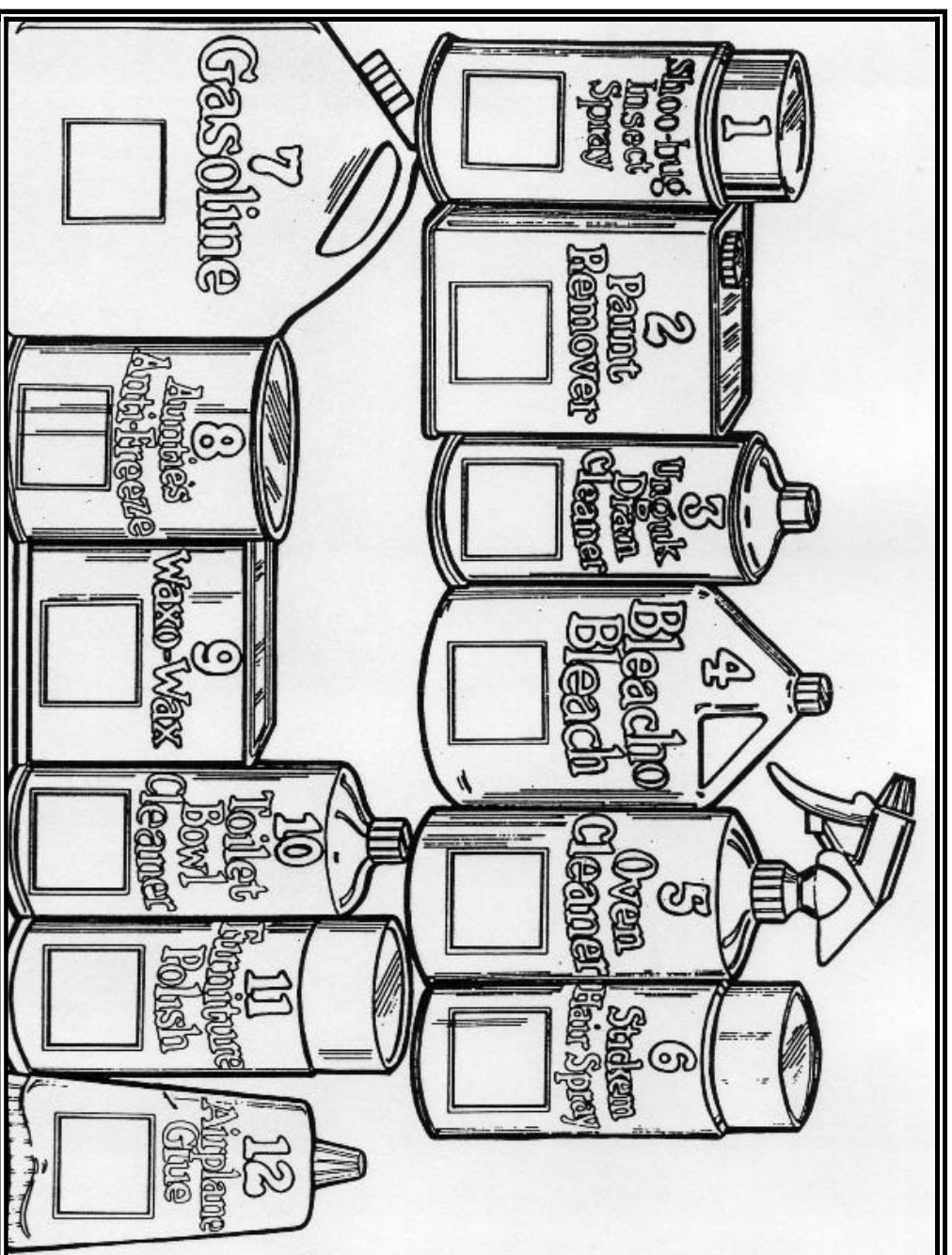
Do you call SaskPower, SaskEnergy and SaskTel to find out the exact location of buried lines before you dig?

YES ☐ NO ☐





# Chemical Symbols Match-Up



- A — CORROSIVE  
 B — POISON/  
 EXPLOSIVE  
 C — FLAMMABLE  
 D — EXPLOSIVE

Match the chemical symbol up with the correct container.

Answers: 1.B 2.C 3.A 4.A 5.A 6.D 7.C 8.C 9.C 10.A 11.D 12.C

# Safety Story

Write a short story by taking on the roll of a safety hero or heroine. You are the main character who prevents a major accident from happening in your community.

Below is a guide to get you started.

Characters: \_\_\_\_\_

---

---

Setting: \_\_\_\_\_

---

---

Events in your story: \_\_\_\_\_

---

---

---

---

---

---

---

---





# Safety Superhero

**Design a safety superhero who fights for safety.**


**Draw your creation below.**

(What special powers will they have? What will your safety superhero look like? What will your safety superhero wear while in battle? Will they have any special tools or equipment?)












# Kitchen Safety Search

Find the safety hazards in this picture.



# When to Call 911

 <p>when you want to report a fire</p>	 <p>when someone is hurt and needs a doctor</p>	 <p>when someone swallows poison</p>
 <p>when someone is hurt in an auto or bike accident</p>	 <p>when you think a prowler is outside your home</p>	 <p>when you see someone in trouble</p>
 <p>when someone is badly burned</p>	 <p>when someone is unconscious</p>	 <p>when you see a crime in progress</p>

In what other emergencies would you dial 911?

---

---



























---

---



# Hidden Safety Message

Use the secret code below to find out the hidden safety message.


 A	 B	 C	 D	 E	 F	 G	 H	 I
 J	 K	 L	 M	 N	 O	 P	 Q	
 R	 S	 T	 U	 V	 W	 X	 Y	 Z

             
            
               
   !



# Playing Safe

These children want to have fun, but they have forgotten their safety equipment.  
Draw what they need to play safely.




*\*Courtesy of Health Canada*





# Home Safety Checklist



## Kitchen:

- ☐ Store sharp objects out of reach
- ☐ Store appliances out of reach
- ☐ Store chemicals out of reach
- ☐ Place glass or breakable objects out of reach
- ☐ Turn pot and pan handles toward the back of the stove
- ☐ Move appliances away from sink
- ☐ Move objects away from the edge of the counter or table

## Living Room:

- ☐ Place safety covers over unused electrical outlets
- ☐ Move heavy or breakable objects away from the edge of tables
- ☐ Tuck electrical cords behind furniture or media unit and away from walking areas
- ☐ Move candles and matches out of reach

## Bedroom:

- ☐ Move electrical cords away from walking areas
- ☐ Place toys and other objects back in their designated spots

## Bathroom:

- ☐ Store chemicals, cleaning supplies and medication out of reach
- ☐ Store sharp objects out of reach
- ☐ Store all electrical appliances away from the sink or tub and in their designated spots
- ☐ Wipe up spills on the floor
- ☐ Unplug all electrical appliances

## Basement:

- ☐ Move toys and other objects away from stairs
- ☐ Place safety covers over unused electrical outlets
- ☐ Use a power bar for a computer
- ☐ Lay all rugs flat on the floor
- ☐ Tuck electrical cords behind furniture or media unit and away from walking areas

## Yard:

- ☐ Inspect yard regularly for glass, metal and sharp objects
- ☐ Keep chemicals, sprays and yard care products out of reach
- ☐ Jump one at a time on the trampoline