


# SASKATCHEWAN SAFETY COUNCIL

*Creating a Province of Safety Excellence*



## Make Safe Choices For Your Family



Saskatchewan Safety Council

445 Hoffer Drive

Regina, SK S4N 6E2

Call: 306 757-3197

Or visit us online at: [www.sasksafety.org](http://www.sasksafety.org)



*Working Together to Achieve a Safe Saskatchewan*

# IS YOUR HOUSE EMERGENCY READY?



Families must prepare for emergencies and know how to get help.

**BE PREPARED!** Fill out this page and put it on the refrigerator.

## In An Emergency Call 911

### OTHER EMERGENCY NUMBERS:

Poison Control: \_\_\_\_\_

Electric/Gas Company: \_\_\_\_\_

Neighbour (Name/Phone#): \_\_\_\_\_

Relative (Name/Phone#): \_\_\_\_\_

### DIRECTIONS TO YOUR HOUSE:

\_\_\_\_\_

\_\_\_\_\_

Always remember to tell the dispatcher your name and phone number:

Name: \_\_\_\_\_ Phone Number: \_\_\_\_\_

**\*DO NOT HANG UP THE TELEPHONE UNTIL THE DISPATCHER TELLS YOU TO\***

# Safety Word Search

G	N	I	V	I	D	V	D	E	E	Y	M	R	Q
S	R	Z	G	A	M	T	O	X	R	A	E	G	L
T	C	L	U	N	E	R	L	U	I	K	M	K	A
A	A	A	Z	O	S	C	J	D	W	U	Z	B	N
I	O	H	I	C	A	N	I	R	P	L	D	G	R
R	T	E	M	C	I	R	Q	O	O	I	Z	F	U
S	S	L	U	J	E	U	M	C	I	F	Q	S	B
O	L	M	K	U	L	Z	M	M	S	E	P	C	B
S	I	E	L	P	D	S	N	T	O	J	L	R	H
H	L	T	V	F	N	A	X	R	N	A	D	A	N
O	B	T	A	S	A	F	O	U	I	C	O	K	N
C	V	L	Y	H	C	E	A	M	R	K	B	X	G
K	L	T	W	Q	O	T	N	G	D	E	F	I	Q
B	E	F	J	P	L	Y	Q	I	Q	T	C	I	O

BURN

CANDLE

CORD

DIVING

FALL

GEAR

ICE

INJURY

LIFEJACKET

POISON

SAFETY

SHOCK

STAIRS



# Make Safety the Right Choice in the Kitchen


Colour the Kitchen






# Kitchen Safety Search

Find the safety hazards in this picture.



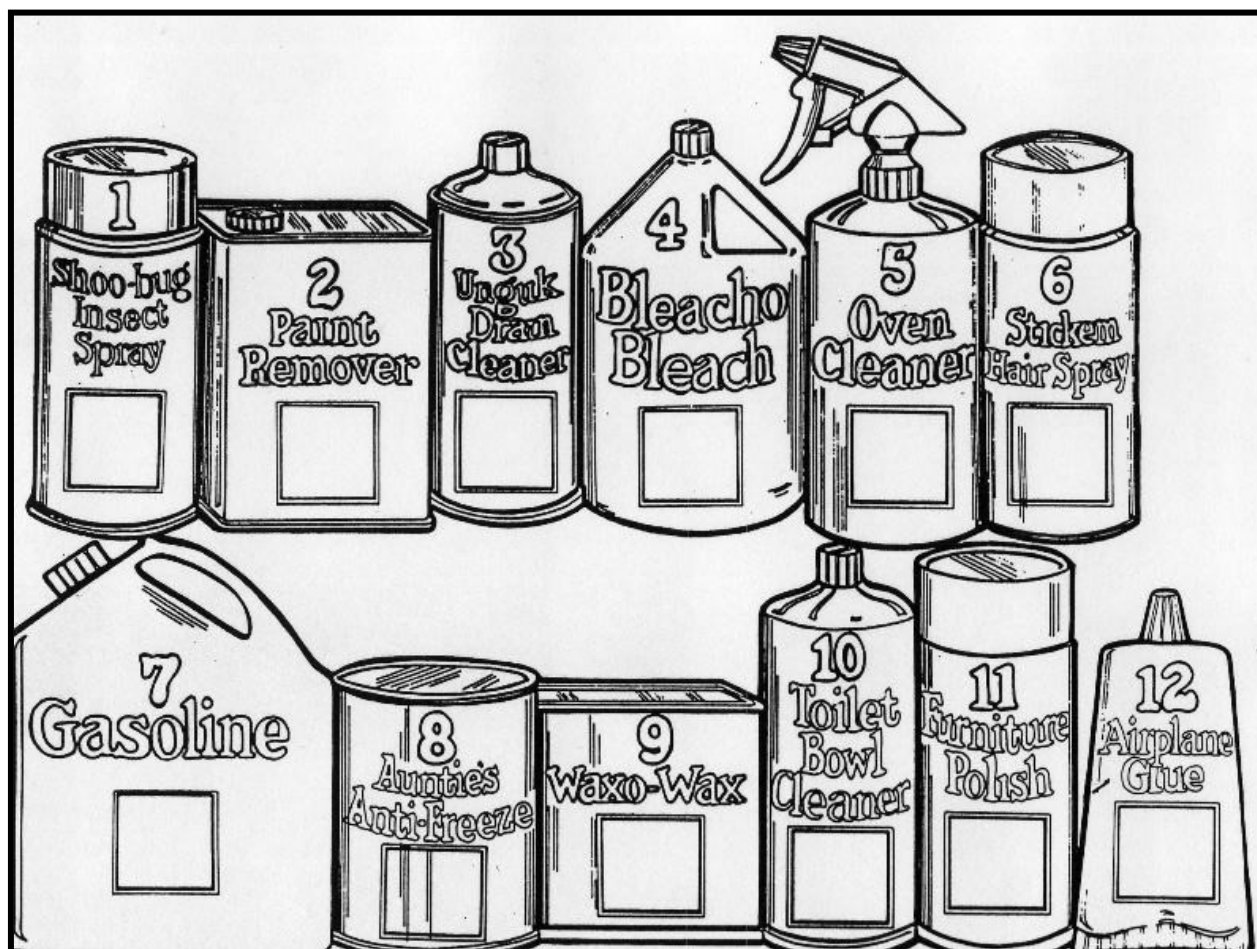
# Chemical Safety Maze

Find your way and avoid the dangers.






## Chemical Symbols Match-up



Match the chemical symbol with the correct container.



A — CORROSIVE  
 B — POISON/  
EXPLOSIVE  
 C — FLAMMABLE  
 D — EXPLOSIVE

Answers: 1.B 2.C 3.A 4.A 5.A 6.D 7.C 8.C 9.C 10.A 11.D 12.C



# Make Safety the Right Choice in the Bathroom


Colour the Bathroom






# Bathroom Safety Search

Find the safety hazards in this picture.



# Make Safety the Right Choice in the Garage

Colour the Garage

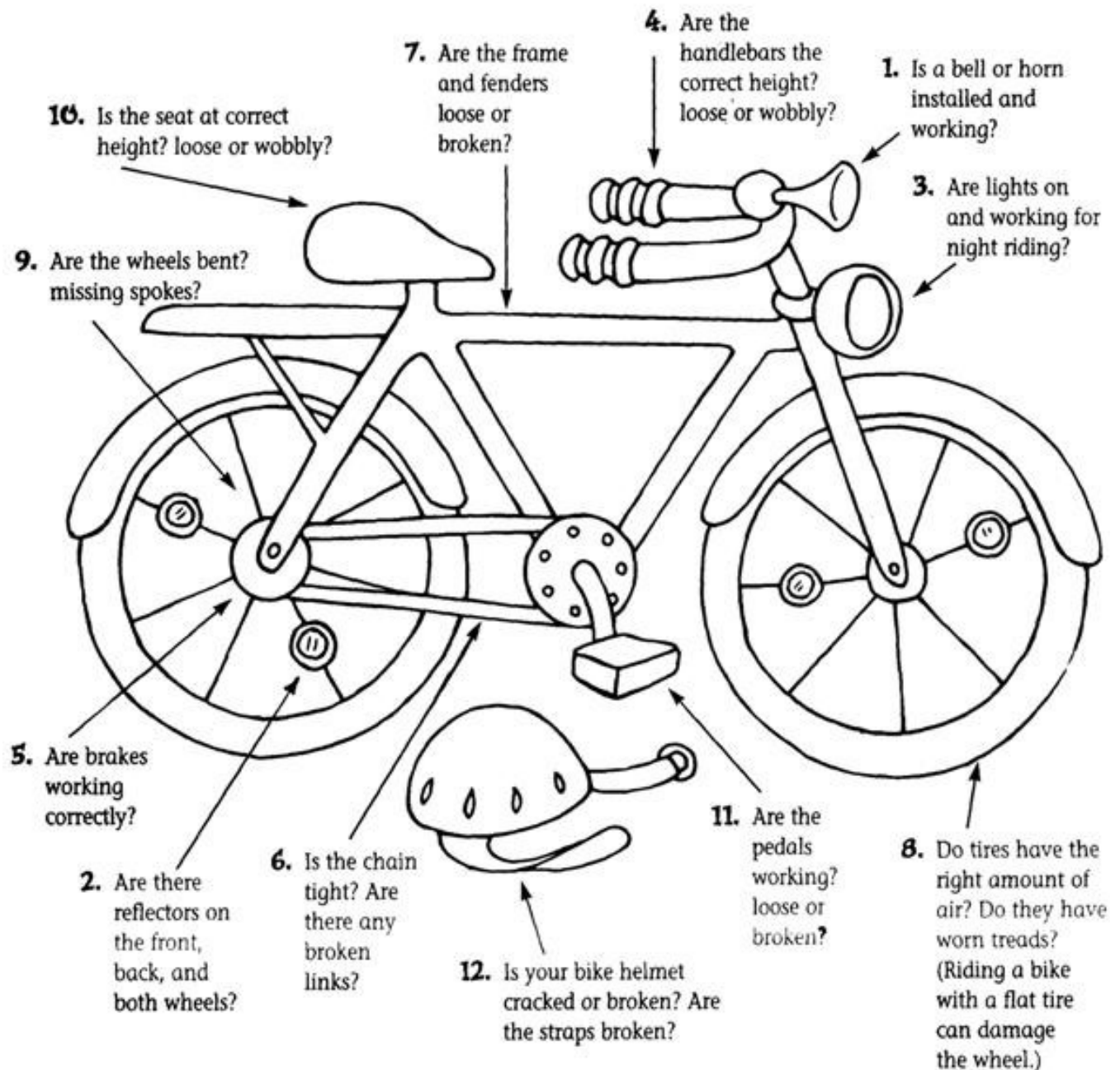




# SAFE BICYCLE MAINTENANCE


If you are old enough to ride a bicycle, you are old enough to check that your bike is working properly. Riding a bike that needs repair can be dangerous. Some problems need to be fixed at a bicycle repair shop, others can be done by an adult at home. Keep this checklist handy and use it to inspect your bike for problems every week or two. If your bike needs repair, don't ride it until it can be fixed.

## BICYCLE INSPECTION CHECKLIST





# Safety Crossword Puzzle



## ACROSS










- 2 SOMETHING YOU NEVER DO IN UNKNOWN OR SHALLOW WATERS.
- 3 YOU SHOULD DO THIS WHEN CROSSING THE STREET.
- 5 SOMETHING YOU WEAR ON YOUR HEAD WHEN BIKING.
- 7 SOMETHING YOU BUCKLE WHEN YOU GET INTO A VEHICLE.
- 10 THE NUMBER OF PEOPLE ALLOWED ON A TRAMPOLINE AT A TIME.
- 11 TWO WHITE LINES PAINTED ON THE STREET FROM ONE SIDE TO THE OTHER.
- 12 WHAT KIND OF SIGN IS RED AND EIGHT SIDED?
- 13 SOMETHING YOU LEARN BEFORE YOU PLAY A SPORT.

## DOWN

- 1 WHEN CROSSING THE STREET YOU SHOULD LOOK BOTH WAYS STARTING WITH WHICH DIRECTION?
- 4 YOU SHOULD WEAR THESE ON YOUR LEGS WHEN IN-LINE SKATING.
- 6 THESE SHOULD BE STORED IN A SAFE PLACE TO PREVENT FIRES.
- 8 SOMETHING YOU DO WHEN YOU GET INTO A VEHICLE.
- 9 THE PERSON YOU LISTEN TO WHEN PLAYING A SPORT.



# When to Call 911

 <p>when you want to report a fire</p>	 <p>when someone is hurt and needs a doctor</p>	 <p>when someone swallows poison</p>
 <p>when someone is hurt in an auto or bike accident</p>	 <p>when you think a prowler is outside your home</p>	 <p>when you see someone in trouble</p>
 <p>when someone is badly burned</p>	 <p>when someone is unconscious</p>	 <p>when you see a crime in progress</p>

In what other emergencies would you dial 911?

---

---

---

---

# Make Safety the Right Choice in Your Home

Do a walk-through of your home and complete the Home Safety Checklist

## Kitchen:

- ☐ Store sharp objects out of reach
- ☐ Store appliances out of reach
- ☐ Store chemicals out of reach
- ☐ Place glass or breakable objects out of reach
- ☐ Turn pot and pan handles toward the back of the stove
- ☐ Move appliances away from sink
- ☐ Move objects away from the edge of the counter or table

## Yard:

- ☐ Inspect yard regularly for glass, metal and sharp objects
- ☐ Keep chemicals, sprays and yard care products out of reach
- ☐ Jump one at a time on the trampoline

## Living Room:

- ☐ Place safety covers over unused electrical outlets
- ☐ Move heavy or breakable objects away from the edge of tables
- ☐ Tuck electrical cords behind furniture or media unit and away from walking areas
- ☐ Move candles and matches out of reach

## Bedroom:

- ☐ Move electrical cords away from walking areas
- ☐ Place toys and other objects back in their designated spots

## Bathroom:

- ☐ Store chemicals, cleaning supplies and medication out of reach
- ☐ Store sharp objects out of reach
- ☐ Store all electrical appliances away from the sink or tub and in their designated spots
- ☐ Wipe up spills on the floor
- ☐ Unplug all electrical appliances

## Basement:

- ☐ Move toys and other objects away from stairs
- ☐ Place safety covers over unused electrical outlets
- ☐ Use a power bar for a computer
- ☐ Lay all rugs flat on the floor
- ☐ Tuck electrical cords behind furniture or media unit and away from walking areas

